


Product Specification Sheet

Product Name	pLenti-CAG-GFP-PGK-NEO Lentiviral Reporter Plasmid
Description	<p>Lentivirus vector based on the human immunodeficiency virus-1 (HIV-1) has become a promising vector for gene transfer studies. Lentiviral vectors packaged as lentiviral particles is one of the most efficient tools to deliver exogenous genes into virtually any types of mammalian cells both in vitro and in vivo. The advantageous feature of lentivirus vector is the ability of gene transfer and integration into dividing and non-dividing cells, with low immune response and toxicity in vivo. These viruses also integrate stably into the host genome, enabling long-term transgene expression. Our 3rd generation lentiviral systems have been designed for increased researcher safety.</p> <p>pLenti-CAG-GFP-PGK-Neo Lentiviral Reporter Plasmid contains GFP reporter driven by CAG promoter and Neomycin resistance gene is driven by PGK promoter respectively. This reporter vector serves a positive control. The cells transduced by this vector should display green fluorescence.</p>
Catalog Number	LR316
Size	10 µg at 0.5 µg/µL in TE
Shipping	Room temperature
Storage and Stability	Store at -20°C immediately upon receipt. This product is stable for 6 months when stored as directed.
Quality Control	This plasmid is sequence verified.
Safety Precaution	Remember that you will be working with samples containing infectious virus. Follow the recommended NIH guidelines for all materials containing BSL-2 organisms. The ALSTEM Lentiviral Expression System is designed to minimize the chance of generating replication-competent lentivirus, but precautions should still be taken to avoid direct contact with viral supernatants.
Restricted Use	For Research Use Only. Not for use in diagnostic or therapeutic procedures.



ALSTEM, INC

2600 Hilltop Drive, BLDG B, STE C328, Richmond, CA 94806

Tel: (510) 708-0096

Fax: (866) 605-8766

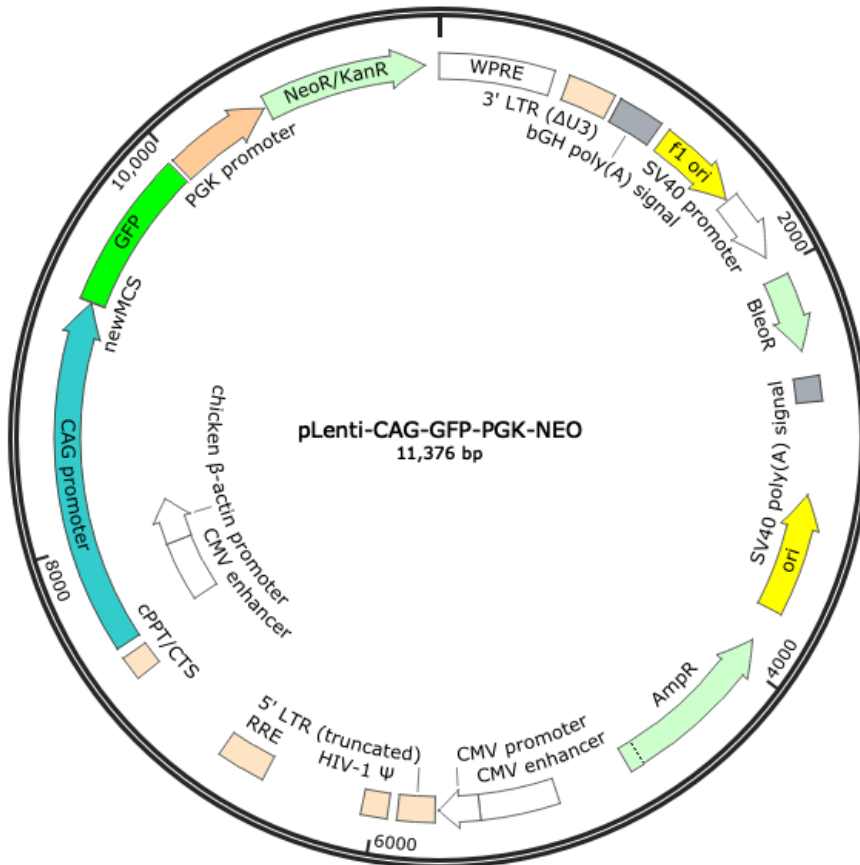
www.alstembio.com

info@alstembio.com

Vector Information

This is a control lentiviral reporter vector that contains all elements for efficient and high yield viral production. Fluorescent reporter GFP and selection marker Neomycin are driven by promoters CAG and PGK, respectively. The cells transduced by this vector should display green fluorescence.


Created with SnapGene®



*Note: Bacterial culture of pLenti vectors should be done in medium containing **10 µg/mL** Ampicillin. For maximal plasmid yield and quality, we recommend Stbl3 competent cells (Invitrogen).*

IMPORTANT NOTICE

Store the vial at -20°C immediately upon receipt.



ALSTEM, INC

2600 Hilltop Drive, BLDG B, STE C328, Richmond, CA 94806

Tel: (510) 708-0096

Fax: (866) 605-8766

www.alstembio.com

info@alstembio.com