


# Product Specification Sheet

<b>Product Name</b>	PLN-KO gRNA1, gRNA2 and gRNA3
<b>Description</b>	<p>Gene editing technologies give scientists the ability to change an organism's genetic material. Recently, CRISPR-Cas9 becomes a popular tool, as it is a specific, efficient and versatile gene-editing technology. The system consists of two parts: the Cas9 enzyme and a guide RNA. Cas9 endonuclease acts as a molecular scissor and uses CRISPR sequences as a guide to recognize and cleave specific strands of DNA that are complementary to the CRISPR sequence. The guide RNA consists of a pre-designed RNA sequence (about 20 bases long) located within a longer RNA scaffold. The scaffold part binds to DNA and the guide RNA 'guides' Cas9 to the complementary region in the gene to be edited. This allows the Cas9 to cut at the right site in the genome. Hence, by manipulating the nucleotide sequence of the guide RNA, the CRISPR-Cas9 system could be programmed to target any DNA sequence for cleavage. CRISPR-Cas9 technique has a wide variety of applications such as in basic biomedical research, development of biotechnological products, and treatment of medical conditions that have a genetic component.</p> <p>In our vector, we have U6 promoter driving a single guide RNA expression while CBh promoter transcribe SpCas9 gene linked to Puromycin selection marker by T2A.</p>
<b>Catalog Number</b>	G008a, G008b, G008c
<b>Size</b>	10 µg at 0.5 µg/µL in TE
<b>Shipping</b>	Room temperature
<b>Storage and Stability</b>	Store at -20°C immediately upon receipt. This product is stable for 6 months when stored as directed.
<b>Quality Control</b>	This plasmid is sequence verified.
<b>Safety Precaution</b>	Remember that you will be working with samples containing infectious virus. Follow the recommended NIH guidelines for all materials containing BSL-2 organisms. The ALSTEM Lentiviral Expression System is designed to minimize the chance of generating replication-competent lentivirus, but precautions should still be taken to avoid direct contact with viral supernatants.
<b>Restricted Use</b>	For Research Use Only. Not for use in diagnostic or therapeutic procedures.



## **ALSTEM, INC**

2600 Hilltop Drive, BLDG B, STE C328, Richmond, CA 94806

Tel: (510) 708-0096

Fax: (866) 605-8766

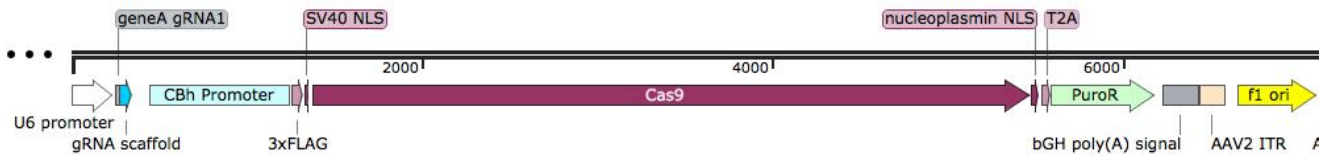
www.alstembio.com

info@alstembio.com

## Vector Information

The sgRNA expressing vector contains SpCas9 gene driven by CBh promoter and the 20 nucleotides guide RNA sequences are transcribed by U6 promoter with an invariant gRNA scaffold immediately following the guide RNA sequences. The guide sequences of PLN are: gRNA1: CTCCATGATACCAGCAGGAC, gRNA2: TTCTTATAGCTGAGCGAGTG, gRNA3: GTGGCAAGCTGCAGATCTAG.

**Figure 1. Partial vector map showing the promoters for gRNA and SpCas9 gene.**




**Figure 2. Sites where the gRNAs complementary sequences will bind to coding region of PLN gene.**



*Note: Bacterial culture of pLenti vectors should be done in medium containing 10 µg/mL Ampicillin. For maximal plasmid yield and quality, we recommend Stbl3 competent cells (Invitrogen).*

## IMPORTANT NOTICE

Store the vial at -20°C immediately upon receipt.



### ALSTEM, INC

2600 Hilltop Drive, BLDG B, STE C328, Richmond, CA 94806

Tel: (510) 708-0096

Fax: (866) 605-8766

www.alstembio.com

info@alstembio.com